

**Ms. Donohue's 5th  
Grade Class Newsletter**

**December 15, 2022 Issue**






By Kayden

# Christmas Crossword Puzzle

By Parker



## Across

4. is used for presents
6. a holiday in December
7. he goes ho ho ho
8. you put presents under it

## Down

1. a dessert you can make with gingerbread
2. deck the halls with boughs of holly
3. you hang them on the tree
5. they are wrapped in wrapping paper



# Christmas Night

by Sawyer and Victoria



# Brick lab

By Benson and Kayden

In the Brick lab we do lots and lots of building using bricks. On the first day we had to build a building that would withstand the earthquake we made with our desks. We had a contest to see which building would be the tallest after the earthquake. On the second day we learned about earthquakes and how they form mountains and valleys and had an option of building an earthquake proof building or a model of an earthquake. On the third day we could choose to build a long bridge, strong bridge, pretty bridge, or an artistic bridge, after that we tested how much weight they could hold. On the fourth day we had a contest on who could build the strongest bridge that could stretch over an eighteen inch gap and hold the most weight. On the final day we could choose to make a trap, container, or a tool. In the Brick lab we had a lot of fun watching others learn and grow and we can't wait for the next Brick lab in January.

# Engineering

By Scarlett and Dorian

In Ms.Reeve's enrichment class we build with Legos,K'nex and watched videos about how to build with Legos . They were very interesting and fun. We learned how to build and engineer. There was a lot to do,we worked with partners and groups. It was so amazing how just 5 people made a mini ferris wheel that worked! Also someone made a rocket ship made out of lego's. It had a working door that had lego people inside of it. If you ever get a chance to get to join engineering you definitely should!

# History of Christmas

By Summer and Lexi

Click on the image to view the presentation





# The nightmare on Christmas morning

By Dallas D

Jimmy was finishing his Christmas list

What I want for Christmas

1. money
2. down
3. down

Jimmy's mom called him and said it's time for breakfast




It's Christmas eve and he can't go to bed



It's Christmas morning but Jimmy feels sick



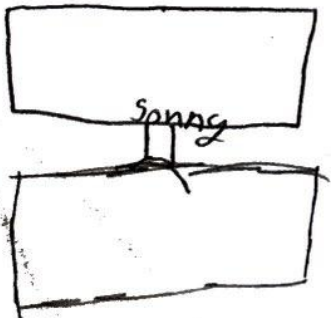
Light as they start to open presents he feels better



but when he opens his first present he threw up



and now he starts watching TV it shuts off



when he goes outside this news



he was swept away by what

through



\*Whoosh\*


he was Swooped up by Santa



Santa looked back and saw Jimmy



and suddenly they crashed



aww dang it Private Stein my 4,000,000\$



you paid 4,000,000\$ for that dumb thing dang it coodent fly at 2 mph Ooof

And to be continued



# The Dust Bowl

By Avery and Aylin

If the dust bowl ever happened again here are some ways to slow it down. Some ways to slow it down the dust bowl is by planting multiple trees around your property. You can also dig up a well for fresh water. The last thing you could do is save up some seed so you can have an inside farm

## Cons


If you decide you want to make a well you should know that it could dry up or run out of water. With the trees they could slow the wind down but the wind may also knock them over if the wind is strong enough. Lastly if you chose to plant an inside farm you would need water.

## Facts

1. The dust bowl left 300,000 people homeless
2. The dust bowl started in 1930 and it lasted about a decade
3. It took about 7000 people's lives
4. Kids that had a farm sometimes had to quit school to help their families
5. The dust bowl affected 19 states

# Ornament Plastic Cups

By: Felicity and Mia



Would you like to make an ornament out of plastic cups? Here's what you need: plastic cup, hot oven, string, markers.

- 1: Draw on the plastic cup with permanent markers. (get a clear plastic cup)
- 2: Place the plastic cup on the cookie sheet and put it in the oven for 250 degrees fahrenheit.
- 3: Turn the oven light on to see the plastic cup shrink down to a flat circle.
- 4: Get a hole puncher and punch a hole on the top of the plastic ornament
- 5: Thread a string through the hole and tie it.








# Christmas Word Search

By Matthew, Andre and Keegan

## Christmas Word-Search

U M O D G H V I X E N C Y J F R M I L K P N I  
G Z L I O C A D O N N E R R Q H R V V E R H H  
C V A S P N H N F G I N G E R B R E A D A T S  
F N F P W R W I U L E E C I C W H Y U J N U M  
L I G H T S E D M K L F B N U H I J Y U C Z G  
G N O E E R T S A N V I Z D P H Y N Z P E R G  
O N M H A U I T E F E T P E I U K H T Q R U H  
O R N A M E N T S N S Y T E D Q V P K E E Y V  
S H O H M L G V Q C T X C R R W J L K S R L R  
O G D O B E A S U C Z S N K E Q D O X N M L I  
R I Z L C O O K I E S Q E L C Y A D S O P O X  
R E V I G R I N C H R N X H N O S U B W P J X  
A L C D D B A T G B B O I T A U H R Y M P V N  
T S W A J N O E L R M R L Q D N E Z V A V N L  
S J I Y F W N S A N T A B Q R A R B K N O V J  
L G I F T V O C O M E T M S A M T S I R H C A

Find the following words in the puzzle.

Words are hidden     and .

Blixen  
Chimney  
Christmas  
Comet  
Cookies  
Cupid  
Dancer  
Dasher

Donner  
Elves  
Gift  
Gingerbread  
Grinch  
Holiday  
Jolly  
Lights

Milk  
Noel  
Olaf  
Ornaments  
Prancer  
Presents  
Reindeer  
Rudolph

Santa  
Sleigh  
Snowman  
Star  
Tree  
Vixen  
Winter


# Creating A Wallet with Origami

## By Nathan


First, you get a blank piece of paper (your choice of color and cardstock or regular)




Next, fold the paper in half then pull it back open




Next, fold the top and bottom of the paper to the crease in the middle then pull it back open



After that, take the top and bottom of the paper and fold it the size of your pinkie




Next, take the corners of your paper and fold them to the closest crease of your paper



Then, fold the paper to the middle to match the picture above



Now this is the hard part so read very closely. See the corners on the picture above? Fold those exactly or a little over them to make it look like the picture below.






Now do the same thing on the other Side



Next, fold them so they are on the back of your paper



Ok listen up. If you do this wrong then everything gets messed up and it won't be a wallet anymore. Take the corner of the folded part and put it in the other side to make it look like below



Now fold it in half like the picture above Shows



Now open it up and you can put your money or business cards in there



Or you can put them out here.





By Scarlett and Dorian



# Christmas Word Search

By Alex C and Blake

O Y Y X M S C H K K E C T F Z  
K Q O L P N E W Z J G D J V F  
Q F H K L S N O W M A N O G E  
V Q Z M E O T N N L I T Y O P  
C A T N A S J S G B E R T Y G  
C H I X X B W S S L H E E K V  
X H R J Z N R L F D L E B O R  
V L R I K E S B S T E A S N Q  
B W Y I S Y V E S G D Z E R Q  
L H C E S T E I Q P M J F N G  
I O N O W T M C E Q R M M N M  
P T N G U M M A E H J D N L D  
S F Q U X C O A S V Z R U O F  
V V B U L N M S S I V O X H M  
V X C S Y F T V X F D X N Y Y

Christmas  
Jolly  
Santa  
Sresents

Christmas  
Joy  
Snow  
tree

Elf  
Mistletoe  
Snowman

# Thanksgiving By: will and Justin

(14)



# Special Interview with Mrs. O

By Kayden and Benson

Click on the slide to begin the presentation.

## Interviewing Mrs. O

By: Benson and Kayden



# Christmas around the world

by: *Jordyn* By: *Paige*

Christmas in Japan: In Japan, Christmas is a time for friends and couples to have parties, make plans to meet up for dinner and celebrate as much as they can. On Christmas eve couples and friends get together to have a meal, perhaps exchange gifts. In Japan they call Santa Clause "Santa-San/Mr. Santa"



## Australia

Australia people love to bake biscuits, and putting up Christmas decorations up in their house

And they love to sing Christmas carols!

Food: they love to eat dumplings, red cabbage, roast goose too. Of all these, which one do you think they like the best? If you guessed roast goose then you're right they eat roast goose and they love that one the best ^o^

How they decorate trees!: they use gold and silver and for the star they use straw.

The best thing they buy for Christmas

#1 Mozart balls

#2 snow globe

#3 Australian porcelain or glass

#4 Australian Wine



# Christmas around the world

Continued

## Christmas in England

What the like to do during christmas

#1 hang up christmas decorations

#2 Making christmas cards

#3 CHRISTMAS CRACKERS!!!



## Christmas in Mexico:


In Mexico there are candlelight processions, elaborate nativity scenes, Spanish Christmas carols, dancing and fireworks. Did you know that holiday celebrations are firmly rooted in indigenous culture? It's a month of celebrations, Marked with family feasts and lots of pinatas! Starting on December 12th and lasting till January 6th. They call Santa Santo Clos in Mexico! 😊

## Christmas in Paris:

The Marches de Noel, or Christmas Markets, are an important part of the French traditions. Beginning usually at the last weekend of November and continuing till Christmas day or till the new year, little wooden stalls pop up in the center of the village and cities all over the country.

# Christmas Crossword Puzzle

By Madison and Brynlee



## Across

- 5. a thing people do of love
- 7. A holiday that has presents
- 8. a snow man who came to life
- 10. one of Santa helpers

## Down

- 1. keep your hands warm when your outside
- 2. Santas favorite drink
- 3. Do you believe in life after love?
- 4. a person that wears a red suit
- 6. Christmas I'll give it to someone special
- 9. a reindeer that gets teased



Was the knight before kwisturs  
 by: Ym T R




Science



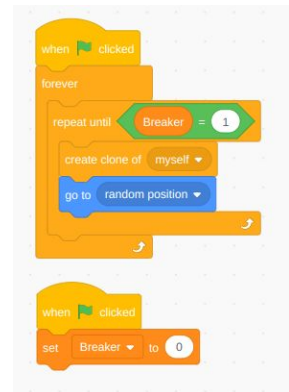
# Coding Enrichment Class

By Santos and Channing

What we do: Coding, Scratch, and Hour of code. We create projects on all of these apps and on the projects we do coding to make wonderful fun games. Here's one pic of our creation.

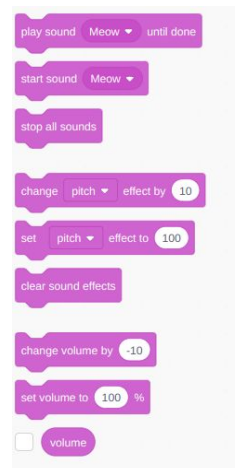


FUN WAY TO BREAK SCRATCH.  
what you should get.



You can create sounds and moving characters on costumes and when you put separate code together like if you wanna make sounds you use the blocks This is how to make your own blocks in scratch first you wanna get a block and press run without screen refresh then you wanna put code under it and make sure the code works then you should have the block ready it should look maybe like this depending if it works use the block to test it out and if it works you did it you are able to use your block in a small portion I know alot about Scratch thats why i know alot of code ive been using it for over 2 years now!

Make your own block ----->







# December **FUN**LIST

By Delton and Alex L

1. Go sledding.
2. Build a snowman.
3. Make/Drink hot coco.
4. Make a snow fort.
5. Make paper snowflakes.
6. Buy a gift for someone you know.
7. Go ice skating.
8. Go ski/snowboard.
9. Hang up Christmas lights.
10. Watch Christmas movies.
11. Make Christmas cookies.
12. Go outside and play in the snow.
13. Build your Christmas tree while listening to Christmas music.
14. Make a bonfire and invite your friends.
15. Plan a wintery getaway.
16. Have a SNOWBALL FIGHT.
17. Open presents around the tree.
18. Make a snow angel .
19. **CELEBRATE CHRISTMAS.**
20. **Celebrate HAPPY NEW YEAR.**